

Panasonic

LFE8 Series

65-inch class TH-65LFE8
55-inch class TH-55LFE8
48-inch class TH-48LFE8
43-inch class TH-43LFE8

Stylish LFE8 Professional Displays Hit the Cost-to-Performance Sweet Spot



LED 350 cd/m² Narrow Portrait



Slim & Stylish

Slim Design Offers Excellent Visibility

Installs in Just About Any Space

This slim design allows effective space utilization in stores, showrooms and conference rooms. With a depth of less than 62 mm, it is also not oppressive when mounted on a wall. Available in four sizes: 65, 55, 48, and 43 inches.



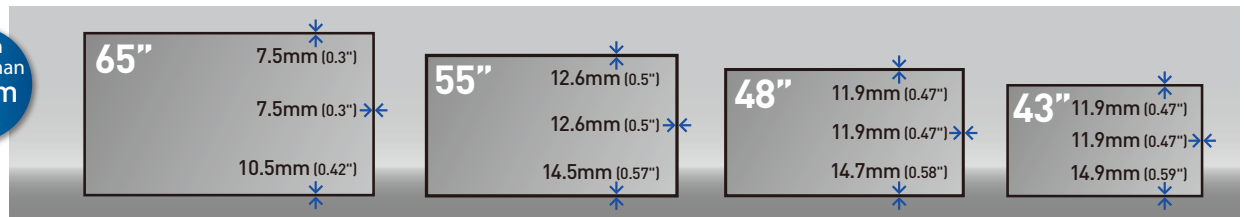
The Slim Bezel Enhances Viewing and Replacement

The bezel is about the same width all around the perimeter. On the 65-inch model, the bezel is only 7.5 mm (0.3") wide on the top and both sides, and 10.5 mm (0.41") on the bottom. This slim bezel design helps viewers concentrate on the screen image. In addition, when replacing, for example, a 60-inch PDP TV, a larger, 65-inch model can fit into almost the same space.



* Compared with the previous 60-inch model.

Depth of less than 62 mm (2.5")



	TH-65LFE8	TH-55LFE8	TH-48LFE8	TH-43LFE8
Screen Size	65-inch	55-inch	48-inch	43-inch
Panel Type	VA Panel/E-LED	IPS Panel/D-LED	VA Panel/D-LED	
Power Consumption	160 W	170 W	150 W	135 W
Dimensions (W x H x D)	1451 x 829 x 62 mm (57.2" x 32.7" x 2.5")	1239 x 712 x 62 mm (48.8" x 28.0" x 2.5")	1082 x 624 x 62 mm (42.6" x 24.6" x 2.5")	969 x 560 x 61 mm (38.2" x 22.1" x 2.4")
Orientation	Landscape/Portrait			

Flexible Operation



Simple Signage Operation with No Set-top Box

The LFE8 Series features a USB media player. Signage operation is possible by simply inputting the desired content via USB, eliminating the need for a set-top box. Both videos and still images can be displayed, so a wide variety of original signage content can be used.

[Notes]

- The maximum size of file is 2 GB.
- You cannot play the files which are protected by Digital Rights Management (DRM).
- Both an image and the sound choose support form.
- Don't support reproduction of only an audio file.

[Applicable device]

- Devices with security feature are not supported.
- Devices not formatted with FAT16 or FAT32 cannot be used.
- The maximum memory size of USB is 32 GB.

Single Media Player



Multi Media Player




Connecting more than one unit with LAN cable reproduces files in USB memory simultaneously. One of the units becomes Master, and the others Slaves.

*For Media Player, provide the following files in USB memory. Play file / Scenario / File list


Convenient Cloning for Same-size, Multi-display Operation

Menu settings and adjusted values set on a single display can be cloned to other, same-size displays using a USB memory device. This is highly useful for adding and installing a number of displays.



Choose the Installation to Match Your Application

The LFE8 Series is often used vertically for menu boards and town guide displays, and can be mounted in landscape, portrait, or multi-screen configuration. This provides information that is easy to see even in relatively high places inside the store, and increases mounting possibilities.



Depending on the type of a USB memory device, it may come in contact with the periphery such as a back cover, and cannot be attached. Use a commercially sold extension cable, or use a small type of a USB memory device connectable to this unit

Signage Use



Convenient Functions for Digital Signage Use

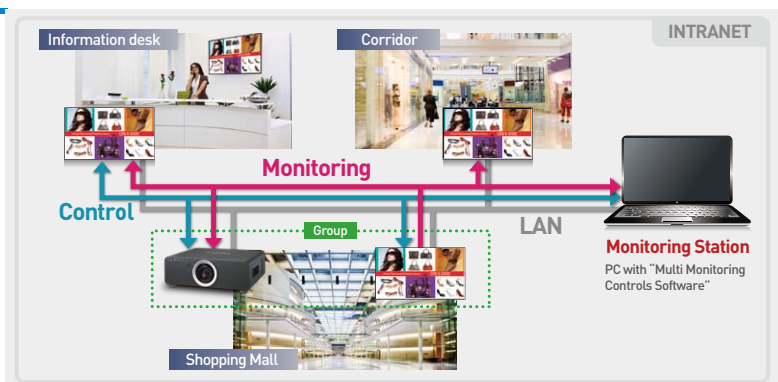
In addition to enabling a wide variety of mounting configurations, such as portrait, landscape, and tilting,* the LFE8 Series is equipped with terminals that allow remote operation and control.

This series meets a diversity of needs, from single-unit use in stores to system use in large-scale facilities.

* 0-20 degrees forward with landscape setting.

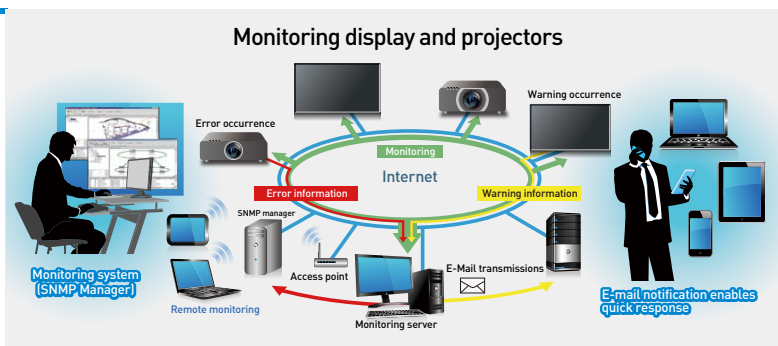
Multi Monitoring & Control Software Compatible

This free Panasonic original software enables you to monitor and control up to 2,048 devices over a LAN network from a single PC. As a monitoring function, the status of multiple devices can be listed in groups, and then detailed information on each device can be separately displayed. Even more detailed information can be obtained by adding Early Warning Software (paid). As a control function, control commands such as power ON/OFF, input switching and command inputs can be executed, and a schedule function can be used.



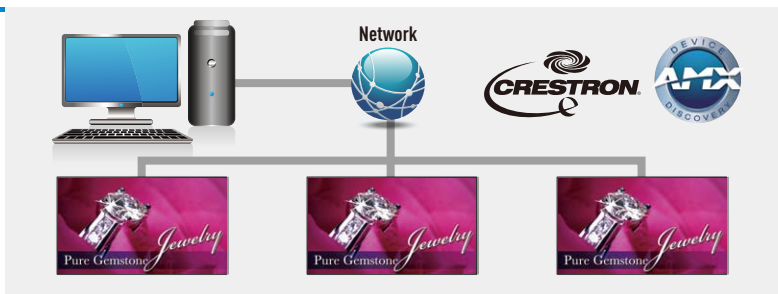
Early Warning Software Compatible

Combination with a network that includes Early Warning Software also allows remote monitoring of the panel's usage condition for cost-saving operation.



A LAN Control function for Internet-based control

This function is highly convenient for operating signage for multiple displays. Control is performed from a PC over a LAN network. General-purpose LAN cabling is used, and the PC allows troubleshooting if an error should occur, for immediate response.



Conference Use



Convenient Functions for Conference Display Use

LFE8 Series models are available in 4 sizes to match the installation space. They also feature built-in speakers for convenience in videoconferencing. The narrow bezels help viewers concentrate on the screen image.

Built-in Speakers Are Convenient for Videoconferences

The LFE8 Series features 10 W + 10 W built-in speakers. This eliminates the need for external speakers when displaying content with a sound track or when holding videoconferences. There is also no need to consider the space for the speakers when setting up the display.



Increased Signal Support for a Wide Variety of Content

Compared to the LFE7 Series, the number of signals supported by the LFE8 Series has been increased by 25 to provide a total of 59. This lets you display the content of various formats. It also saves labor, not only for signage use, but also for reproducing materials in meeting rooms by eliminating the need to convert materials in advance.

Applicable input signals

Component/Video	PC
18 signals	59 signals

+2 signals

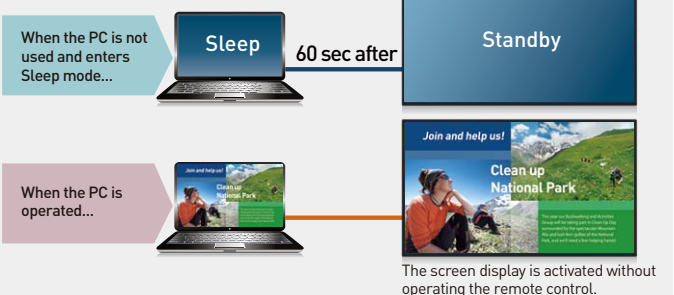
+25 signals

*Compared to the LFE7 Series.

Improving Convenience and Saving Energy with Power Management

The LFE8 Series features HDMI/DVI-D/PC Power Management functions. Once set, the power is automatically turned off if an image (sync signal) is not detected for 60 seconds during a meeting or other application. As soon as the PC is operated again, the power is automatically turned on, so there is no need to switch with the remote control.

e.g. PC Power Management



Specifications

Model	TH-65LFE8	TH-55LFE8	TH-48LFE8	TH-43LFE8
Display				
Screen size (diagonal)	65-inch (1638 mm)	55-inch (1387 mm)	48-inch (1209 mm)	43-inch (1079 mm)
Aspect ratio	16:9			
Panel type	VA Panel/E-LED	IPS Panel/D-LED	VA Panel/D-LED	
Effective display area (W x H)	1428 x 803 mm (56.2" x 31.6")	1209 x 680 mm (47.6" x 26.7")	1054 x 592 mm (41.4" x 23.3")	940 x 529 mm (37.0" x 20.8")
Number of pixels (H x V)	1920 x 1080 pixels			
Brightness (typ.)	350 cd/m ²			
Contrast ratio	5000 : 1	1200 : 1	4000 : 1	3000 : 1
Response time	6.5 ms (G to G)	9 ms (G to G)	8 ms (G to G)	6.5 ms (G to G)
Viewing angle (Horizontal/Vertical)	176°/176°(CR≥20)	178°/178°(CR≥20)	178°/178°(CR≥20)	178°/178°(CR≥10)
Connection terminal**				
VIDEO In	4-pole mini jack (M3) x 1			
HDMI In	HDMI TYPE-A connector x 2 * VIERA LINK is not supported.			
DVI-D In/Audio In (L/R)	DVI-D 24-pin x 1/ stereo mini jack (M3) x 1 (shared with PC In)			
PC In/Audio In (L/R)	Mini D-sub 15-pin x 1/ stereo mini jack (M3) x 1 (shared with DVI-D In)			
USB	USB connector (TYPE A) x 1, DC 5V/1A * USB 3.0 is not supported.			
Control				
Serial	D-sub 9-pin x 1, RS-232C compatible			
LAN	RJ45 x 1, 10 BASE-T/100BASE-TX, compatible with PLink™			
IR In/Out	Mini jack (M3) x 1 / x 1			
Audio				
Audio Out	Stereo mini jack (M3) x 1			
Built-in speaker	20 W [10 W + 10 W] (10 % THD)			
Electrical				
Power requirements	110–127/220–240 V AC, 50/60 Hz			
Power consumption	160 W	170 W	150 W	135 W
On mode average power consumption**2	115 W	130 W	105 W	95 W
Power off condition	Approx. 0.3 W	Approx. 0.3 W	Approx. 0.3 W	Approx. 0.3 W
Standby condition	Approx. 0.5 W	Approx. 0.5 W	Approx. 0.5 W	Approx. 0.5 W
Mechanical				
Dimensions (W x H x D)	1451 x 829 x 62 mm (57.2" x 32.7" x 2.5")	1239 x 712 x 62 mm (48.8" x 28.0" x 2.5")	1082 x 624 x 62 mm (42.6" x 24.6" x 2.5")	969 x 560 x 61 mm (38.2" x 22.1" x 2.4")
Bezel width	7.5 mm (0.3") (L/R/T), 10.5 mm (0.42") (B)	12.6 mm (0.5") (L/R/T), 14.5 mm (0.57") (B)	11.9 mm (0.47") (L/R/T), 14.7 mm (0.58") (B)	11.9 mm (0.47") (L/R/T), 14.9 mm (0.59") (B)
Weight	Approx. 36.2 kg (79.9 lbs.)	Approx. 16.0 kg (35.3 lbs.)	Approx. 11.5 kg (25.4 lbs.)	Approx. 8.7 kg (19.2 lbs.)
Wall-hanging pitch	VESA compliant 400 x 400 mm (15.8" x 15.8")		VESA compliant 200 x 200 mm (7.9" x 7.9")	
Orientation	Landscape/Portrait			
Tilting angle	0-20 degrees forward with landscape setting**3			
Environment				
Operating environment	Temperature: 0 °C to 40 °C (32 °F to 104 °F)**4 / Humidity: 20–80 % (no condensation)**5			

**1 Due to the terminal block construction, some connection cables and USB memory devices cannot be used. Be sure to check the "CONNECTION TERMINAL" information in the product specification sheet.

For more information about product specifications, please visit: <http://panasonic.net/prodisplays/download/specsheets02.html>

**2 Based on IEC 62087 Ed.2 measurement method. **3 Please contact your sales representative with regard to the tilt angle before installation.

**4 Environmental temperature to use this unit at high altitudes (1400 m (4593 ft) and higher and below 2800 m (9186 ft) above sea level): 0 °C to 35 °C (32 °F to 95 °F)

**5 Depending on the temperature or humidity conditions, uneven brightness may be observed. This is not a malfunction. • This unevenness will disappear while applying current continuously. If not, consult the distributor

Optional Accessories

Pedestal

TY-ST43PE8
(for 43/48/55-inch models)
TY-ST65PE8 (for 65-inch model)

Early Warning Software

ET-SWA100

Other Features

Digital ZOOM	Data Cloning	Screensaver
Power on screen delay	PC Power management	Input search
Bezel adjustment	DVI-D Power management	Input lock
1:1 pixel mode	HDMI Power management	
Auto setup	Early Warning Software compatible	
Multi Monitoring & Control Software compatible		

Panasonic®

Weights and dimensions shown are approximate. Specifications and appearance are subject to change without notice. Product availability differs depending on region and country. This product may be subject to export control regulations. HDMI, the HDMI logo, and High-Definition Multimedia Interface are trademarks or registered trademarks of HDMI Licensing LLC in the United States and other countries. All other trademarks are the property of their respective trademark owners. Images on screen are simulated. © 2015 Panasonic Corporation. All rights reserved



For the latest information about Panasonic Professional Display, please visit:

Professional Display Global Website: panasonic.net/prodisplays
YouTube: www.youtube.com/PanasonicProDisplay

All information included here is valid as of August 2015.

CT15-G02PF-LFE
Printed in Japan.